



PORCELAIN & GLASS


PORCELAIN & GLAS PAINTER


High-gloss porcelain & glass paint marker. Ideal for painting porcelain, ceramic and glass. Pump system with highly pigmented ink. Dishwasher-safe after firing.



01230 011 Multi-purpose tip 0,8 mm 
Outlines and delicate painting and writing

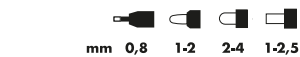
01230 031 Multi-purpose tip 1-2 mm 
Painting & writing

01230 034 Multi-purpose tip 2-4 mm 
Brush-like thorough paint application

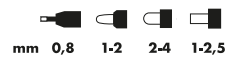
01230 035 Calligraphy tip 1-2,5 mm 
Stylish writing of names, quotations, signatures

01230 000 00053

Filling Porcelain & Glas Painter,
324 markers (54 x 0,8 mm, 168 x
1-2 mm, 84 x 2-4 mm, 18 x 1-2,5 mm)



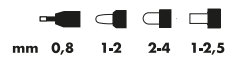
| Color | 0,8 mm | 1-2 mm | 2-4 mm | 1-2,5 mm |
|----------------------------|--------|--------|--------|----------|
| 220 sunshine yellow | • | • | • | |
| 225 langerine | | • | • | |
| 125 cherry | • | • | • | |
| 033 rose pink | | • | • | |
| 005 raspberry | • | • | • | |
| 251 violet | • | • | • | |
| 142 gentian | • | • | • | |



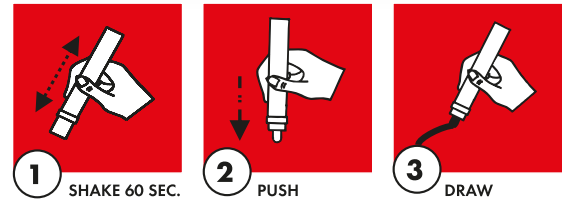
| Color | 0,8 mm | 1-2 mm | 2-4 mm | 1-2,5 mm |
|-----------------------|--------|--------|--------|----------|
| 293 night blue | • | • | • | |
| 061 reseda | | • | • | |
| 158 apple | • | • | • | |
| 295 cocoa | | • | • | |
| 070 white | • | • | • | |
| 073 black | • | • | • | • |



| Color | 0,8 mm | 1-2 mm | 2-4 mm | 1-2,5 mm |
|----------------------------|--------|--------|--------|----------|
| 082 silver | • | | | |
| 084 gold | | • | • | |
| 087 copper | | • | | |
| 732 metallic-red | • | | | |
| 752 metallic-blue | • | | | |
| 792 metallic-petrol | • | | | |
| 767 metallic-green | • | | | |
| 770 metallic-white | • | | | |



| Color | 0,8 mm | 1-2 mm | 2-4 mm | 1-2,5 mm |
|-----------------------------|--------|--------|--------|----------|
| 532 glitter-red | | • | | |
| 533 glitter-pink | | • | | |
| 507 glitter-lavender | | • | | |
| 594 glitter-sapphire | | • | | |
| 563 glitter-peridot | | • | | |
| 582 glitter-silver | | • | | |
| 584 glitter-gold | | • | | |



ACTIVATING THE MARABU PUMP-ACTION MARKERS

1. Shake the marker with the lid closed for 1 minute to evenly distribute the paint pigments in the ink.
2. Carefully pump the marker up and down on a test paper until the tip has filled with paint.
3. Start writing and briefly pump again if the ink starts to fade. Shake in between.